



Prepared **B**y:

Mr Ragab Ahmed

Unit


6

In the Classroom

Word Time



A- Listen and Point:



pencil

قلم رصاص



book

كتاب




bag

حقيبة ، شنطة



pen

قلم



class



friends

أصدقاء



boy

ولد

girl



بنت

Ragab Ahmed

In The Classroom

B - Listen and point below. Then chant.

Pencil, Pen

Pencil, **pen** * * *



Pencil, pen * * *

Bag, book * * *



Bag, **book** * * *

Pencil * pen * bag *

Book * pen * **pencil** *



Yeah!

It is a **pen**.

It is a **pencil**.

It is a **bag**.

It is a **book**.

C - Listen and write the number.

..... book

..... pen

..... pencil

..... bag

Talk about the picture (Page 1) :

Mona and her friends are in the **classroom**. They are wearing blindfolds. They can't see. Mona thinks, "It's a **book**." " **Kareem** thinks, "It's a **pencil**." Ali thinks, "It's a **bag**." Look over here. I see two **green** frogs. I see a letter '**A**.' I see **Sokkara**.

1- Write the first letter under each picture:

<p>.....</p>	<p>.....</p>	<p>.....</p>	<p>.....</p>
<p>.....</p>	<p>.....</p>	<p>.....</p>	<p>.....</p>






2- Write in Capital letters :

pen	book	bag	pencil
boy	girl	green	red
friends	jacket	bee	butterfly


3- Read and complete the words :

bo ... k	ba ...	bo ...	be ..
ca ...	do ..	fis...	... ook

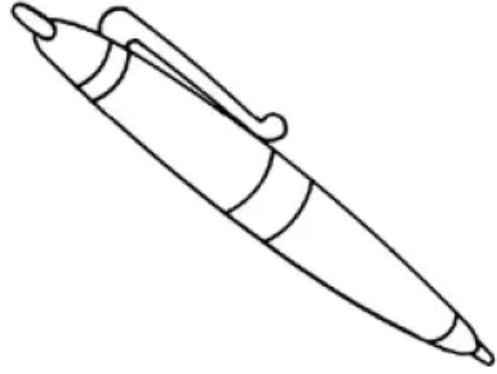
4- Look and circle " YES" Or " No" :

1] Book.		Yes	No
2] Bag.		Yes	No
3] Pen.		Yes	No
4] Boy.		Yes	No
5] Apple.		Yes	No

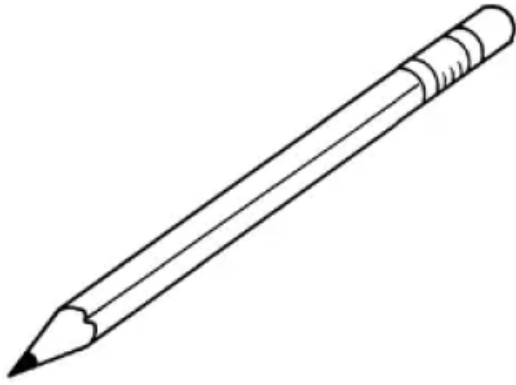
5 - Read and colour the Pictures:



book كتاب



pen قلم



pencil قلم رصاص



bag حقيبة



boy ولد



girl بنت

Use the words



A. Listen and repeat.

B. Listen and Point below.

نَجْحَنِي



1 - It is a pencil

انه قلم رصاص



2 - It is a bag.

إنها حقيبة.



3 - It is a classroom.

إنها حجرة دراسة.



4 - It is a pen

انه قلم.



5 - It is a book.

انه كتاب.

C. Listen and Point. Then sing along.

It's a pencil.

It's a pencil.

It's a pen.

It's a bag.

It's a book!

It's a pen.

It's a pencil.

It's a bag.

It's a book!

It's a pen.

It's a pencil.

It's a bag.

It's a book!



1- Answer the following questions :

1] What is it? It's a



2] What is it? It's a



3] What is it? It's a



4] What is it? It's a



Action Word Time

A. Listen and repeat.

B. Listen and Point below.



التقط كتابك ، خذ كتابك.

1 - Pick up your book.



ضع كتابك جانبا ، سيب كتابك.

2 - Put down your book.



أغلق حقيبتك ، اقل شنطتك.

3 - Close your bag.



افتح حقيبتك.

4 - Open your bag.



قف.

5 - Stand up.

C. Listen and Point. Then sing along.

Open your Bag.

Open your bag. * * *

Open your bag. * * *

Pick up your book. * * *

Pick up your book. * * *

Put down your book. * * *

Put down your book. * * *

Close your bag. * * *

Close your bag. * * *

Open your bag. * * *

Pick up your book. * * *








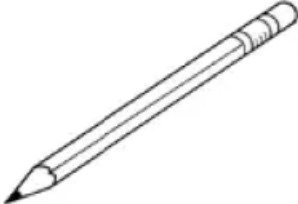

Put down your book. * * *

Close your bag. Yeah!



Odd one Out:

حدد الصورة المختلفة




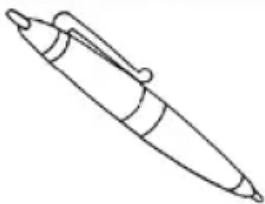



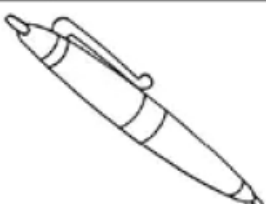

		
		
		

Talk about the picture (Page 3)

Everyone can see now. Look. It's **blue**. It's a **book**. Look at Sarah open her **bag**. Look at Ali close his **bag**. **Look at** Amira put down the book slowly. Look at Mona **pick up** the book quickly.

Point to / Identify the object.

أشر إلي / حدد الشيء

1] book			
2] pen			
3] pencil			

2- Act as Instructed.

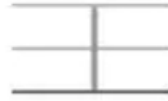
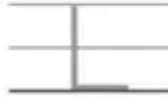
نفذ الأمر الذي تسمعه.

- 1] Close your book.
- 2] Open your book.
- 3] Pick up your bag.
- 4] Stand up.
- 5] Sit down.
- 6] Wave.



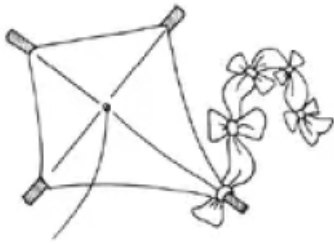
Phonics Time

A. Make the shape of each letter.



B. Listen and Point.

Kk



kite



key



king

Ll



lizard




leaf




lemon

Mm



mouse



monkey



moon

C. Listen and Point. Then sing along.

Key on the Kite.

Key on the kite, k, k, k.

King, king, k, k, k.

Key on the kite, k, k.

Sing the letter K.

Lizard on the leaf, l, l, l.

Lemon, lemon, l, l, l.

Lizard on the leaf, l, l, l.

Sing the letter L.

Mouse on the moon, m, m, m.

Monkey, monkey, m, m, m.

Mouse on the moon, m, m, m.

Sing the letter M.



Handwriting

Kk

Ll

Mm

.....

.....

.....

.....

.....

.....

.....

.....

.....

.....

.....

.....

.....

.....

.....

.....

.....

.....

.....

.....

.....

.....

.....

.....

.....

.....

.....

.....

.....

.....

Kk Kk Kk Kk Kk Kk
 Kk Kk Kk Kk Kk Kk
 Kk Kk Kk Kk Kk Kk
 Kk Kk Kk Kk Kk Kk
 Kk Kk Kk Kk Kk Kk

Li Li Li Li Li Li
 Li Li Li Li Li Li
 Li Li Li Li Li Li
 Li Li Li Li Li Li
 Li Li Li Li Li Li

Mm Mm Mm Mm Mm Mm
 Mm Mm Mm Mm Mm Mm
 Mm Mm Mm Mm Mm Mm
 Mm Mm Mm Mm Mm Mm
 Mm Mm Mm Mm Mm Mm

Remember { Unit 6 }

1]

This is a bag.



هذه حقيبة.

2]

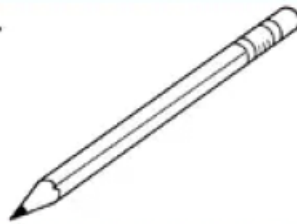
This is a pen.



هذا قلم.

3]

This is a pencil.



هذا قلم رصاص.

4]


This is a book.



هذا كتاب.

5]

This is a kite.



هذه طائرة ورقية.

6]

This is a king.



هذا ملك.

7]

This is a key.



هذا مفتاح.

8] This is a lizard



هذه سحلية.

9] This is a lemon.



هذه ليمونة.

10] This is a leaf.



هذه ورقة شجرة.

11] This is a mouse.




هذا فأر صغير.

12] This is a moon.



هذا قمر.

13] This is a monkey.



هذا قرد.

14] Open your bag.



افتح حقيبتك.

15] Close your bag.



أغلق حقيبتك.

16] Pick up your book.



التقط كتابك.

17] Put away your book.



ضع كتابك جانبا.

18] Key on the kite



مفتاح على الطائرة

19] Lizard on the leaf



سحلية على الورقة

20] Mouse on the moon



فأر على القمر

21] Boy on the bus



ولد في الأتوبيس

Test On Unit 6

1- Point to / Identify the object:


1 - cake



2 - lemon



3 - book



2- Act as Instructed:

1. Pick up your book.
2. Stand up.
3. Close your book.

3- Listen and Answer Yes / No:

1} Is it a lizard?



Yes

No

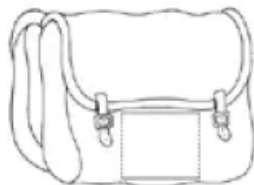
2} Is it a pencil?



Yes

No

3} Is it a bag?



Yes

No

4 - Read:

- 1) It is a book.
- 2) It is a pencil.
- 3) It is a pen.

5- Match:

1. king

2. bird

3. book



6- Count:

1	2	3
5	6	8
.....		10	

7- Odd one out:

o	d	A
H	G	i
S	e	f

Unit

7

More Numbers

Word Time



A- Listen and Point:

6

six

٦

seven

7

٧

8

eight

٨

nine

9

٩

10

ten

١٠

eleven



١١



twelve



١٢

numbers



أرقام

B - Listen and point below. Then chant.

The numbers Chant

One, two

One, **two**

Three, four

Three, **four**

Five, six

Five, **six**

Seven, eight

Seven, eight

Nine, ten

Nine, **ten**

One, two, three

One, two, **three**

Four, five, **six**

Four, **five**, six

Seven, eight, nine

Seven, eight, **nine**

Ten!

Ten!

Hooray!

1

2

3

4

5

6

7

8

9

10

Page: 10

A birthday party! It's Sokkara's **birthday**. Let's **count** the **candles**. 1-2-3-4-5-6. Sokkara is **six** years old today. **Let's** count the **balloons**. 1-2-3-4-5-6-7-8-9-10. Look at the cake. Yum! I like cake. **Look** at Ramy. Ramy is sitting down. Look at the apples. There are **seven** apples. Look at the crayons. Wow! **Look** at the big birthday **present!**

Use the words



A. Listen and repeat.

B. Listen and Point below.



How many **bags**?

1 - There are **nine** bags.

يوجد ٩ شنط.

How many **books**?



2 - There are **eight** books.

يوجد ٨ كتب.



How many **candles**?

3 - There are **seven** candles.


يوجد ٧ شمعات.

How many **cars**?



4 - There are **six** cars.

يوجد ٦ سيارات.



How many **trees**?

5 - There are **ten** trees.

يوجد ١٠ شجرات.

Action Word Time

A. Listen and repeat.

B. Listen and Point below.



Sing , sing , sing

1 - I can **sing**.

أستطيع أن أغني.



Clap, clap, clap

2 - I can **clap**.

أستطيع أن أصفق .



Shout, shout, shout

3 - I can **shout**.

أستطيع أن أصرخ .



Laugh, laugh , laugh

4 - I can **laugh**.

أستطيع أن أضحك.



Swim, swim, swim

5 - I can **swim**.

أستطيع أن أسبح.

Phonics Time

A. Make the shape of each letter.



B. Listen and Point.

Nn




necklace
عقد

nest
عش

numbers
أرقام

Oo



ox
ثور

office
مكتب (مكان)

orange
برتقالة

Pp



popcorn

فيشار



puppy

كلب صغير ، جرو



pen

قلم

C. Listen and Point. Then sing along.

Numbers in the Nest

Necklace, **necklace**, n, n, n.

Numbers in the **nest**, n, n, n.

Sing the letter N.

Ox in the **office**, o, o, o.

Orange, **orange**, o, o, o.

Ox in the **office**, o, o, o.

Sing the letter O.

Puppy in the **popcorn**, p, p, p.

Pen, **pen**, p, p, p.

Puppy in the **popcorn**, p, p, p.


Sing the letter P.




Test On Unit 7

1 - Point to / Identify the object:

1 - five



2 - orange



3 - pen



2 - Act as Instructed:

1. Clap.
2. Swim.
3. Sing.

3 - Listen and Answer Yes / No:

1} Is it an office?



Yes

No

2} Is it a nest?



Yes

No

3} Is it a pen?



Yes

No

4 - Read:

- 1) How many books?
- 2) How many stars?
- 3) There are six candles.

5- Match:

1. nest

2. eight

3. octopus

8



6- Count:

1	2	4
5	5	8
9		

7- Odd one out:

R	t	W
q	D	H
j	l	M

Unit


8

Food

Word Time



A- Listen and Point:



bread

خبز



meat

لحم



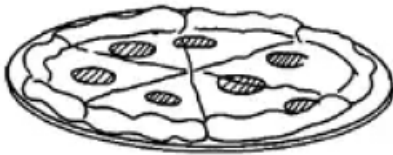
salad

سلطة



rice

أرز




pizza

بيتزا

fish

سمك



juice

عصير

menu



قائمة طعام

B - Listen and point below. Then chant.

Meat And Rice

Meat, meat, meat-**eat**-eat!

Meat, meat, meat-**eat**-eat!

Rice, **rice**.

Meat-eat-eat!

Bread, **bread**.

Meat-eat-eat!

Salad, salad.

Meat-eat-**eat**!

Rice, rice.


Meat-eat-**eat**!

Bread, bread.

Meat-**eat**-eat!

Meat, meat.

Meat-eat-**eat**!



Mona and her family and friends are at Mama Mia's Italian **Restaurant**. Mona and her **family** are sitting together at this table. Mona says to the waiter, "**I want meat.**" Her brother, "**I want bread.**" At this table, Kareem and his family are sitting together with Amira and Ramy. Kareem says to the waiter, "**I want rice.**" Ramy says, "**I want salad**".

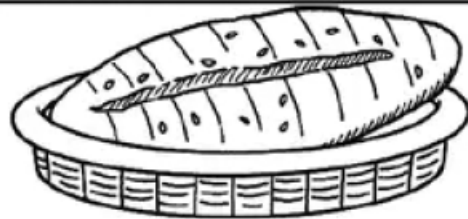
Page: 17

Use the words



A. Listen and repeat.

B. Listen and Point below.



What do you **want**?

ماذا تريد؟

1 - I want bread.

أريد خبز.

What do you **want**?



2 - I want meat.

أريد لحم.

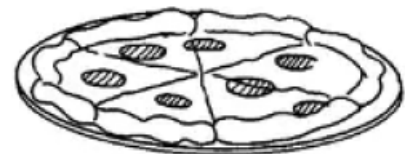


What do you **want**?

3 - I want rice.

أريد أرز.

What do you **want**?



4 - I want pizza.


أريد بيتزا.



What do you **want**?

5 - I want salad.

أريد سلطة.



What do you **want**?

6 - I want fish.

أريد سمك.

C. Listen and Point. Then sing along.

I Want salad.

I want **salad**. Tra-la-la-la-la.

I want salad. Tra-la-la-la-la.

I want **bread**.

I want meat.

I want **rice**.

I want salad. Tra-la-la-la-la.

I want **rice**. Tra-la-la-la-la.


I want rice. Tra-la-la-la-la.

I want **bread**.

I want salad.

I want **meat**.

I want rice. Tra-la-la-la-la.



Action Word Time

A. Listen and repeat.

B. Listen and Point below.



Juice, juice, juice.

1 - Let's pour the juice.

هيا بنا نصب العصير.



Juice, juice, juice.

2 - Let's drink the juice.

هيا بنا نشرب العصير.



Meat, meat, meat.

3 - Let's cut the meat.

هيا بنا نقطع اللحم.



Meat, meat, meat.

4 - Let's eat the meat.

هيا بنا نأكل اللحم.



All right.

5 - Let's eat.

هيا بنا نأكل.

Mona and her family are **hungry** and **thirsty**.
Mona's mum says to Mona, "**Eat the meat, please.**" Mona says, "**All right.**" Hoda asks her father to **pour the juice**. He says, "All right." Hoda tells Ahmed to **drink the juice**. Near the kitchen, the chef **cuts the meat**. The food is delicious!

Page: 19

C. Listen and Point. Then sing along.

Cut The Meat

Cut the meat, **cut the meat**, please.

★ **All right.**



Eat the meat, **eat the meat**, please.

★ **All right.**



Pour the juice, **pour the juice**, please.

★ **All right.**




Drink the juice, **drink the juice**, please.

★ **All right.**



Phonics Time

A. Make the shape of each letter.



B. Listen and Point.


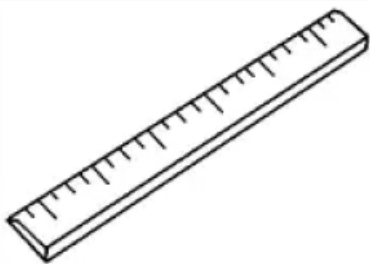
Qq



queen
ملكة

question mark
علامة استفهام

Rr



ruler
مسطرة


rabbit
أرنب

rainbow
قوس قزح

Ss



sailboat
قارب شراعي



sun
شمس



sea
بحر

C. Listen and Point. Then sing along.

Rabbit on the Rainbow

Question mark **on** the queen, q, q, q.

Question mark **on** the queen, q, q, q.

Sing the letter Q

Rabbit **on** the rainbow, r, r, r.

Ruler, ruler, r, r, r.

Rabbit **on** the rainbow, r, r, r.

Sing the letter R.

Sailboat **in** the sea, s, s, s.

Sun, sun, s, s, s.








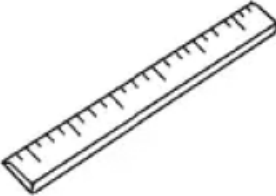

Sailboat **in** the sea, s, s, s.

Sing the letter S.



Test On Unit 8




1 - Point to / Identify the object:

<p>1 - sea</p>			
<p>2 - popcorn</p>			
<p>3 - ruler</p>			

2 - Act as Instructed:

1. Stand up.
2. Sing a song.
3. Clap.

3 - Listen and Answer Yes / No:

- | | | | |
|------------------------------|---|------------|-----------|
| <p>1} Do you want salad?</p> |  | <p>Yes</p> | <p>No</p> |
| <p>2} Do you like meat?</p> |  | <p>Yes</p> | <p>No</p> |
| <p>3} Do you like fish?</p> |  | <p>Yes</p> | <p>No</p> |

4 - Read:

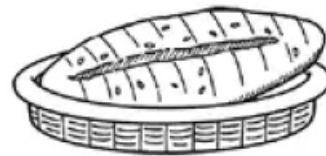
- 1) Pour the juice.
- 2) Drink the juice.
- 3) rabbit

5- Match:

1. bread

2. meat

3. rainbow



6- Count:

1	3	4
5	6	5
.....		10	

7- Odd one out:

l	p	T
g	M	f
D	S	r

Unit

9

My body

Word Time



A- Listen and Point:



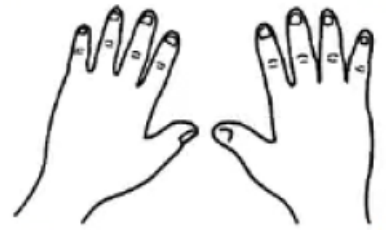
arms

اذرع

legs



أرجل



hands

أيدي

feet



أقدام



ears

أذن

eyes



عيون



hair

شعر

head



رأس

B - Listen and point below. Then chant.

Arms, Arms

Arms, arms. Legs, legs, legs.

Arms, arms. Legs, legs, legs.

Arms, arms. Legs, legs, legs.

Stop!

Hands, hands. Feet, feet, feet.

Hands, hands. Feet, feet, feet.

Hands, hands. Feet, feet, feet.

Stop!

Head, head. Hands, hands, hands.

Head, head. Hands, hands, hands.

Head, head. Hands, hands, hands.

Head, head. Hands, hands, hands.

Stop!



Mona and her friends are **at school**. They are painting a mural. **I see** yellow, red, green, blue, and black. **Look!** Ramy is painting with his **hands**. Samy is painting with his **feet**. Look! Kareem is painting with his **arms**. Mona is painting with her **legs**.

Page: 25

Use the words



A. Listen and repeat.

B. Listen and Point below.



I have two

عندي ، لدي ، أملك ، أمتلك

1 - I have two **arms**.

أملك ذراعان .



How many **eyes**?

2 - I have two **eyes**.

أملك عينان.



How many **legs**?

3 - I have two **legs**.

أملك ساقان.

How many **hands**?



4 - I have two **hands**.

أملك يدان.



How many **feet**?

5 - I have two **feet**.

أملك قدمان.



How many **books**?

6 - I have three books.

لدى ٣ كتب .

C. Listen and Point. Then sing along.

I Have Two Arms.

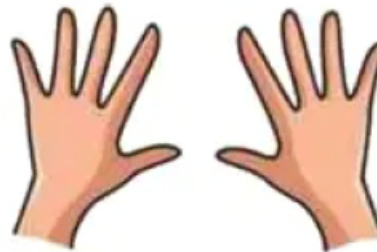
I have two arms.

Yeah, yeah!



I have two hands.

Yeah, yeah!



I have one head.

Yeah, yeah!

It's me, it's me, it's me.



I have two legs.

Yeah, yeah!

I have two feet.

Yeah, yeah!

I have one head.

Yeah, yeah!

It's me, it's me, it's me.



Action Word Time

A. Listen and repeat.

B. Listen and Point below.



Wash , Wash , Wash

1 - Wash your hands.

اغسل يديك.



Dry , dry , dry

2 - Dry your hands.

جفف يديك. ، نشف أيديك.



Brush, brush, brush

3 - Brush your hair.

مشط شعرك بالفرشاة.



Comb , comb , comb

4 - Comb your hair.

مشط شعرك بالمشط.



Okay.

5 - Look at the star.

أنظر إلي النجمة.

The picture is finished. It's beautiful! I see flowers. I see the **sun**. Everyone is cleaning up. **Look at Amira wash her hands.** Look at Sarah **brush her hair.** Look at Ramy **comb his hair.** Look at Kareem **dry his hands.**

Page: 27

C. Listen and Point. Then sing along.

Wash, Wash

Wash your hands.

Wash, wash.

Dry your hands.

Dry, dry.

Comb your hair.

Comb, comb.

Brush your hair.

Brush, brush.

Wash your hands.

Hands, hands.

Dry your hands.


Hands, hands.

Comb your hair.

Hair, hair.



Brush your hair.

Hair, hair.




Phonics Time

A. Make the shape of each letter.



B. Listen and Point.

Tt



tree

شجرة

telephone

تليفون

table

منضده ، مائدة

Uu



umbrella

شمسية

upside down

رأساً على عقب

Vv



violin

كَمَان ، كمنجة



vest

صديري



vase

زَهْرِيَّة

C. Listen and Point. Then sing along.

Tree on the Table

Tree on the table, t, t, t.

Telephone, **telephone**, t, t, t.

Tree on the table, t, t, t.

Sing the letter T.

Umbrella, u, u, u.


Upside down, u, u, u.

Umbrella, u, u, u.

Sing the letter U.




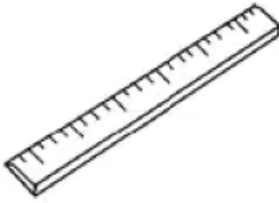





Vase on the violin, v, v, v.Vest, **vest**, v, v, v.**Vase on the violin**, v, v, v.

Sing the letter V.



Test On Unit 9

1- Point to / Identify the object:

1 - legs			
2 - ruler			
3 - telephone			

2- Act as Instructed:

1. Wash your hands.
2. Comb you hair.
3. Dry your hands.

3- Listen and Answer Yes / No:

1} Have you got two hands?



Yes

No

2} Have you got two arms?



Yes

No

3} Have you got two four feet?



Yes

No

4- Read:


- 1) arms
- 2) upside down
- 3) table

5- Match:

1. tree

2. table

3. umbrella



6- Count:

.....	2	3	4
5	6	8
.....		10	

7- Odd one out :

A	b	C
G	d	H
m	U	N

Unit

10

Animals

Word Time



A- Listen and Point:



horse

حصان




camel

جمل



lion

أسد




monkey

قرد



dog

كلب



lizard

سحلية















fox

ثعلب



elephant

فيل

cat		قطعة	turtle		سلحفاة
ox		ثور	cow		بقرة
goat		معة	mouse		فأر صغير
puppy		كلب صغير	rabbit		أرنب
sheep		خروف	zebra		حمار وحشي
animals		حيوانات	zoo		حديقة حيوانات

B - Listen and point below. Then chant.

The Horse Chant

Lion, lion, * * horse

Lion, lion, * * horse

Monkey, monkey, * * horse

Monkey, monkey, * * horse

Camel, camel, * horse

Camel, camel, * horse

Monkey, monkey, * * horse




Monkey, monkey, * * horse

Lion, lion, * horse

Lion, lion, * horse

Horse, horse, * horse

Horse, horse, * horse



Mona and her family are at the **zoo**. Look at all the **animals**! Mona asks, "**What is it?**" Mona's grandfather says "**It's a horse.**" Amira asks "**What is it?**" Her father says "**It's a monkey.**" Look! **It's a lion.** It can run. Look at this animal! **It's a camel.**

Page: 25


Use the words



A. Listen and repeat.

B. Listen and Point below.

What is it?
It is a



1 - It is a horse.

انه حصان.




What is it?
ما هذا ، ما هذه ؟



2 - It is a camel.

انه جمل.




What is it?
ما هذا ، ما هذه ؟




3 - It is a lion.

انه أسد.




What is it?
ما هذا ، ما هذه ؟



4 - It is a monkey.

انه قرد.




What is it?
ما هذا ، ما هذه ؟



5 - It is a turtle.

إنها سحلية.




What is it?

ما هذا ، ما هذه ؟



إنها قطة.

6 - It is a cat.




What is it?

ما هذا ، ما هذه ؟




إنه فأر صغير.

7 - It is a mouse.



What is it?

ما هذا ، ما هذه ؟



إنه أرنب.

8 - It is a rabbit.




What is it?

ما هذا ، ما هذه ؟




إنه كلب صغير.

9 - It is a puppy.



What is it?

ما هذا ، ما هذه ؟



إنه خروف.

10 - It is a sheep.

C. Listen and Point. Then sing along.

The Zoo song

What is it?

It's a camel.

What is it?

It's a lion.

What is it?

It's a horse.

A camel, a lion, a horse. *

What is it?

It's a monkey.




What is it?

It's a lion.

What is it?

It's a camel.

A monkey, a lion, a camel. *



Action Word Time

A. Listen and repeat.

B. Listen and Point below.

1 - I can **slide**.



Slide, slide, slide

استطيع أن أتزلق.

2 - I can **run**.



Run, run, run.

استطيع أن أجري.

3 - I can **jump**.



Jump, jump, jump

استطيع أن أقفز.

4 - I can **swim**.



Swim, swim, swim

استطيع أن أسبح.

5 - I can **sing**.



Sing, sing, sing

استطيع أن أغنى.

This is a play area in the **zoo**. Look at Samir and his friend **run**. Samir says, "I can **run**." His friend says, "Me, too." Amira says, "**I can jump**." Maged says, "**Me, too**." And Ola and her friend can swim. Can you **swim**? It's fun! Look at that boy. He can **slide**.

Page: 35

C. Listen and Point. Then sing along.

I Can Jump.

Jump, jump, I can jump.

Me, too.

Jump, jump, I can jump.

Me, too.

Jump, jump, I can jump.

Me, too.

Jump, jump, jump, jump, **I can jump!**

Run, run, I can run.

Me, too.

Run, run, I can run.



Me, too.

Run, run, I can run.

Me, too.

Run, run, run, run, **I can run!**



Swim, **swim**, I can swim.

Me, too.

Swim, swim, **I can swim.**

Me, too.

Swim, swim, I can swim.



Me, too.

Swim, swim, **swim**, swim, **I can swim!**

Slide, slide, I can slide.

Me, too.

Slide, slide, I can slide.

Me, too.

Slide, slide, **I can slide.**

Me, too.

Slide, slide, slide, slide,

I can slide!



Phonics Time

A. Make the shape of each letter.



B. Listen and Point.

Ww

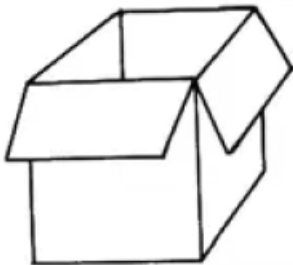


watch
ساعة يد



window
شباك

Xx




box
صندوق



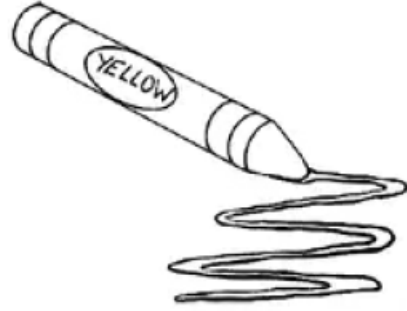
fox
ثعلب

Yy



Yo-yo


يويو



yellow

اللون الأصفر

Zz



Zoo

حديقة حيوانات



zebra


حمار وحشي مخطط

C. Listen and Point. Then sing along.

Fox in the Box

Watch on the window, w, w, w.

Window, window, w, w, w.




Watch on the window, w, w, w.

Sing the letter W.

Fox in the box, x, x, x.

Box, box, x, x, x.



Fox in the box, x, x, x.

Sing the letter X.

Yellow on the yo-yo, y, y, y.

Yo-yo, yo-yo, y, y, y.



Yellow on the yo-yo, y, y, y.

Sing the letter Y.

Zebra in the zoo, z, z, z.

Zoo, zoo, z, z, z.









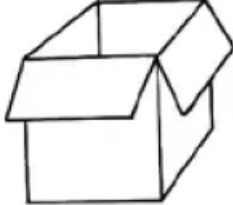
Zebra in the zoo, z, z, z.

Sing the letter Z.



Test On Unit 10

1- Point to / Identify the object:

1 - camel			
2 - turtle			
3 - window			

2- Act as Instructed:

1. Run.
2. Swim.
3. Jump.

3- Listen and Answer Yes / No:

1} Can you swim?



Yes

No

2} Can you sing?



Yes

No

3} Can you run?



Yes

No