



# الحساب الذهني



1 2 3 4 5

لون تسلسل الأعداد

	5	2	
2	4	5	4
4	3	2	
2		1	5

4		4	
3	2	1	2
4	2		3
5	3	4	

1	5	4	2
	4	3	
5	1	2	4
	5	3	

4	1	2	3
2	3	2	4
5	3	2	5
4	1	4	2

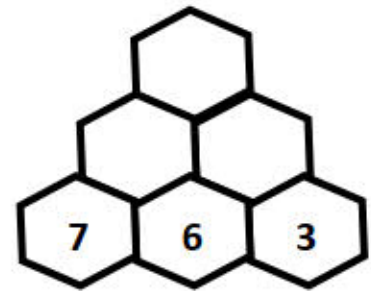
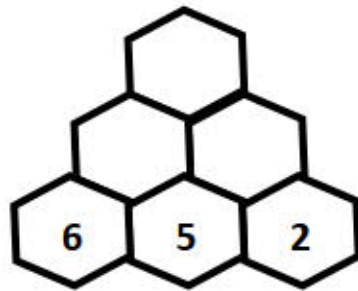
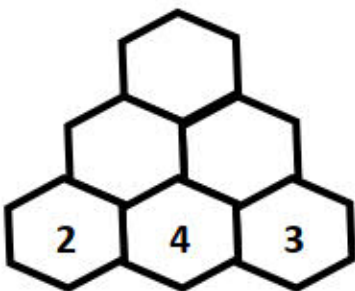
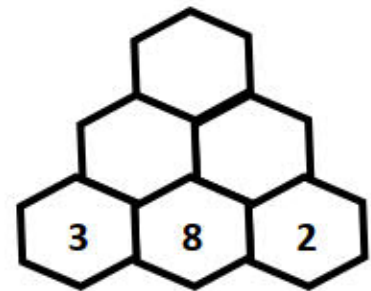
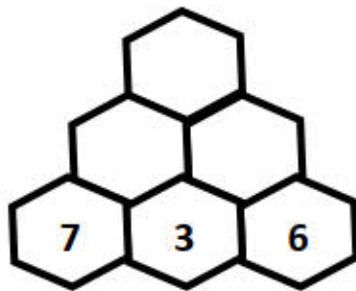
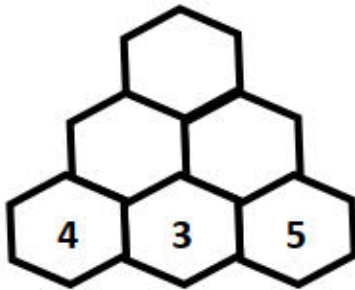
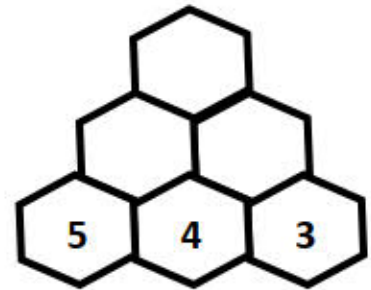
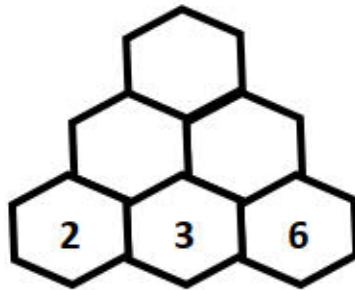
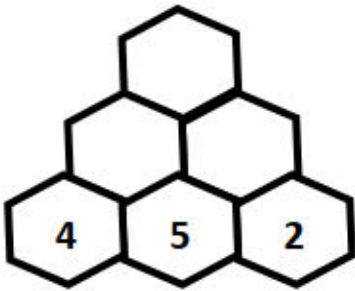
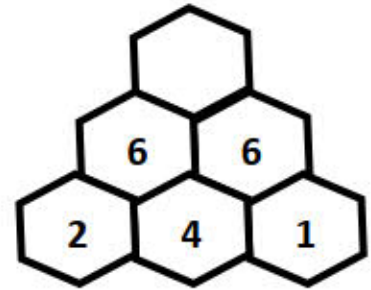
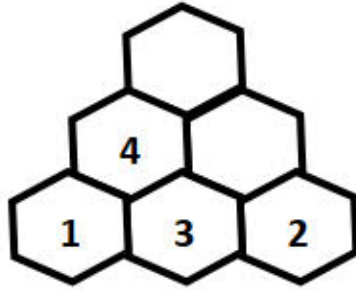
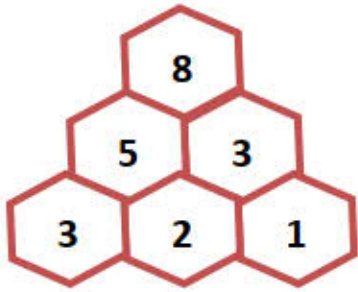
	5		1
4	1	5	2
5	2	3	
4		4	5

2	4	5	
4	3	2	4
1	2		5
5		1	4

	3	4	
3		2	1
5	4	3	4
1	2		2

3	1		5
	2	4	2
2	3	2	
3	4	5	2

# لاحظ المثال وأتم الحساب.



# أضع العدد المناسب لأتصل على المجموع المطلوب

1		3
3	0	

المجموع: 05

		3
1	2	
4		

4	0	
	3	1

المجموع: 6

3	2	
	3	
		5

4		
2		5
		1

المجموع: 7

	2	
		3
2	3	

6		0
	4	3

المجموع: 8

		4
	5	1
	2	



5	1	
		4
2		

المجموع: 09

2		3
	4	
5		

3		4
		2
	6	

المجموع: 10

	7	
		4
6	1	

	7	3
	4	
6		


المجموع: 11


8	1	
	6	5


4		
		3
0	5	


المجموع: 12

	5	
		6
3	5	

2	5	0	5	6	4	5	9	5	2
4	8	3	3	3	3	0	3	2	5
3	0	4	3	4	5	2	2	4	1
2	3	4	6			2	3	3	6
6	0	1	6			7	4	4	1
3	9	1	6	1	5	3	6	5	0
3	5	2	5	6	0	5	2	2	7
7	0	6	0	2	9	5	2	1	6

5	0	0	5	4	4	5	9	5	1
3	8	3	3	3	0	5	3	3	7
3	0	4	1	4	5	1	7	4	6
2	3	4	5			2	3	4	2
6	0	4	6			7	4	4	4
3	7	1	2	1	5	3	6	2	0
3	5	3	4	3	0	4	4	2	3
7	0	6	0	2	6	4	4	1	7

1	7	6	2	8	4	9	1	1	8
8	8	2	9	2	6	6	8	1	7
1	1	2	1	4	8	5	7	7	9
8	9	7	1	7	8	3	2	4	9
8	1	5	8			6	6	8	5
1	6	1	9			2	7	7	1
9	5	2	6	6	3	8	1	2	1
3	1	5	2	4	7	8	6	2	6
1	9	8	8	5	8	7	9	8	7
2	8	9	6	3	3	2	2	1	8

2	5	5	6	5	8	9	6	5	7
7	4	1	4	8	6	9	1	6	1
9	6	7	1	0	4	0	9	1	8
		5	9	6	4	5	8	4	2
		2	3	0	9	7	1	8	2
9	5	7	8	1	4	4	3	3	4
9	5	4	3	5	5	0	5	7	9
4	8	2	7	1	1	9	5	0	8

# ابحث عن العدد المطلوب

	2	3		0					
7		8		3		2		0	
15	11	11	8	3	9	8	6	9	10

1		8		3	4			2	
			5	6			9		
5	12	10	12	9	4	6	9	10	13

4	2	9		1					8
				4			1		6
9	9	9	9	5	3	14	4	14	14

7						2			
6	4	0		7	8				
13	7	8	9	16	8	7	10	6	6













الموقع التربوي نجحني

تذكر أين كانت النجوم



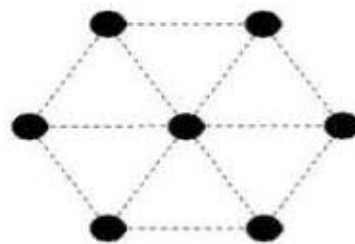
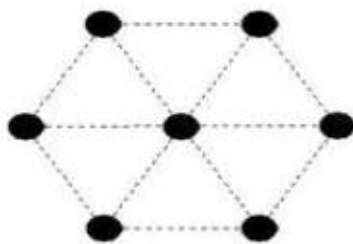
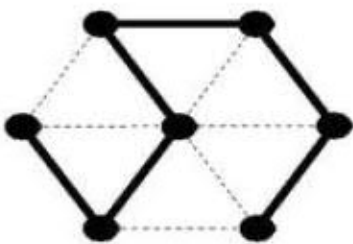
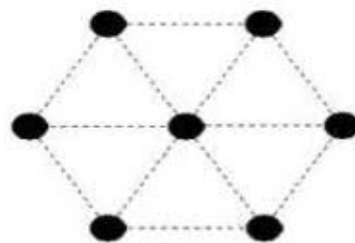
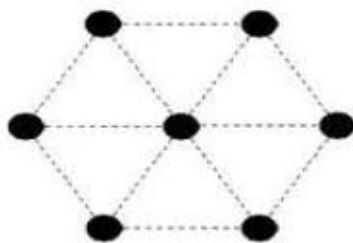
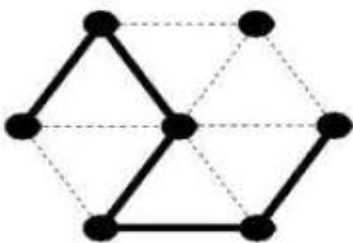
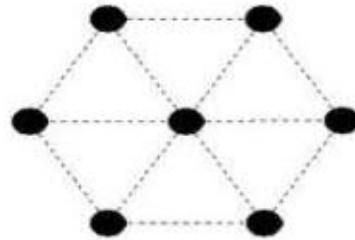
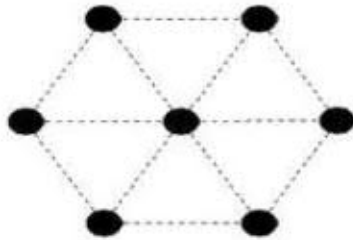
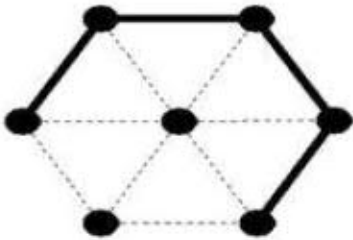
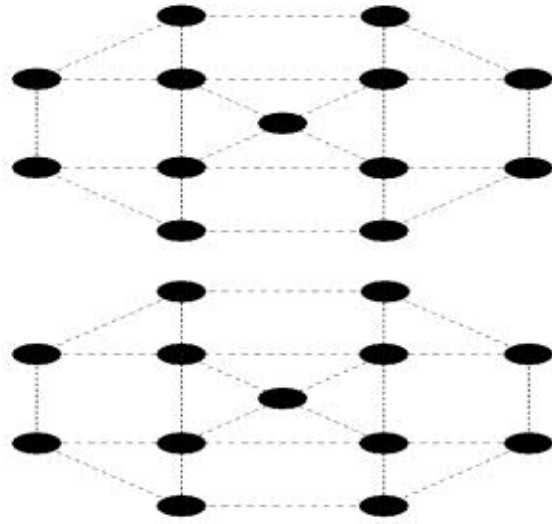
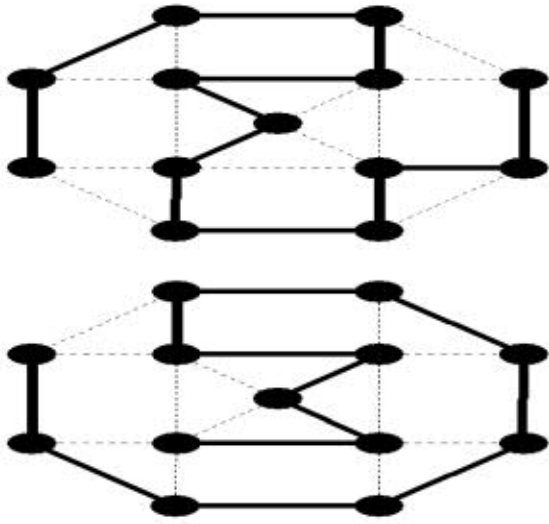


# أكمل بوضع العدد المناسب

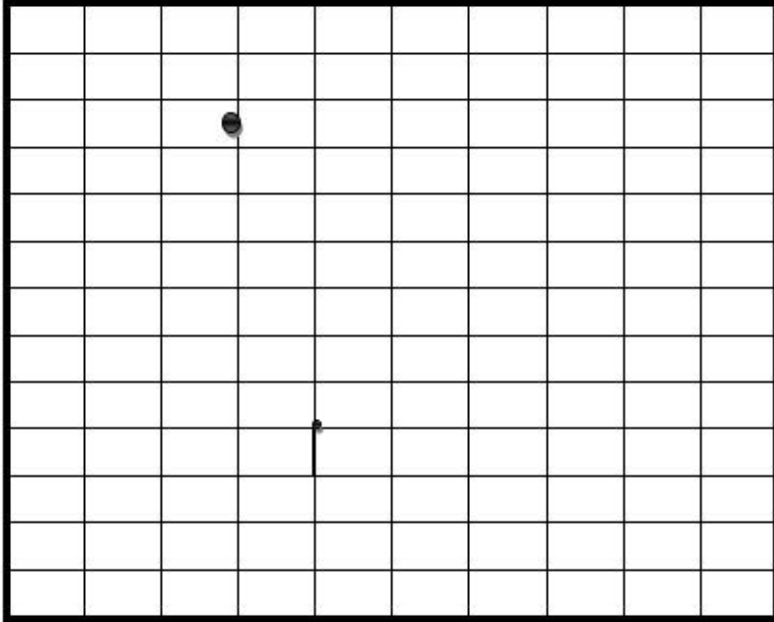
 6 • •	 9 • • • •	 7 • •
 6 •	 5 •	 8 • • • •
 6 •	 7 • • •	 3 •
 6 • •	 10 • • • •	 8 • •

		0	+		=	9						
		+										
			+	3	=	4						
			=									
		2	+		=							
				5	+		=	7				
					+			4				
								+				
				3	+		=					
					=							
					8							
								=				
									+	1	=	

# أكمل حسب النموذج

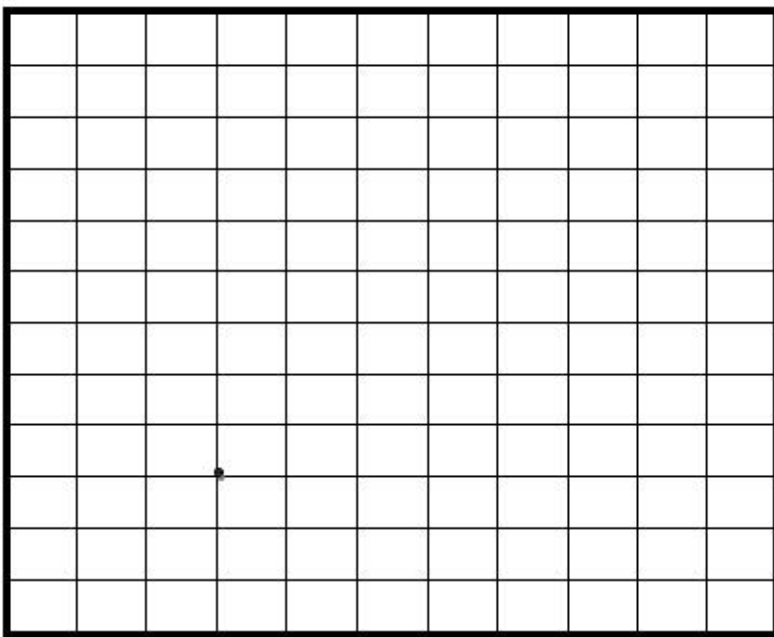


# أتبع الأسماء وأرسم



3↓ 1← 8↑ 2← 2↑ 4→ 1↑ 1← 6↓

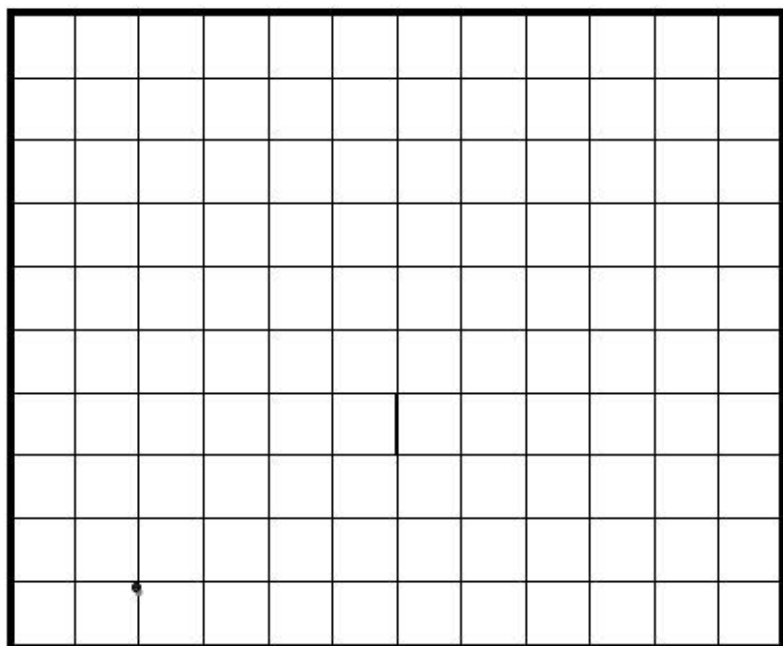
5→ 1↑ 1← 6↓ 1← 3↑ 3←



1→ 1↓ 1→ 5↑ 4← 1↑ 1→ 1↑ 1→

1↑ 1→ 1↑ 3→ 1↓ 1→ 1↓ 1→ 1↓

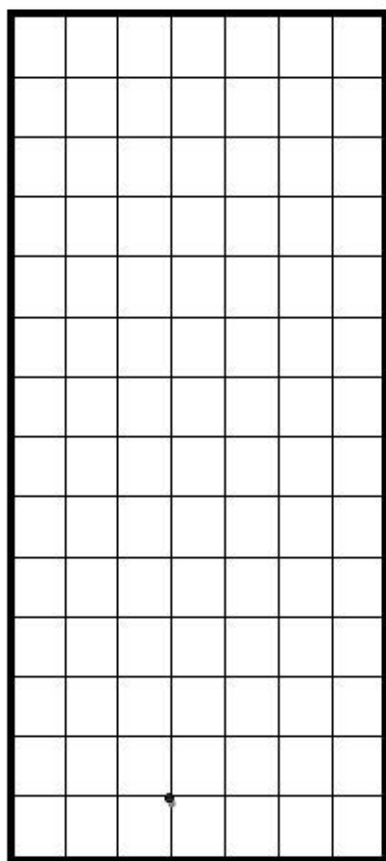
1→ 1↓ 4← 6↓ 3← 2↑



3↑ 1← 4↑ 1→ 1↓ 2→ 1↑ 1→ 2↓ 5→ 2↑

1← 1↑ 2→ 8↓ 1← 2↑ 1← 2↓ 1←

2↑ 3← 2↓ 1← 2↑ 1← 2↓ 1←



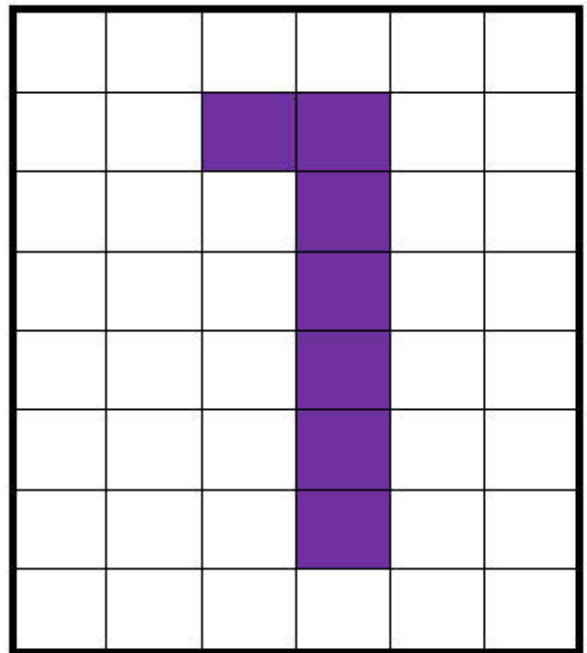
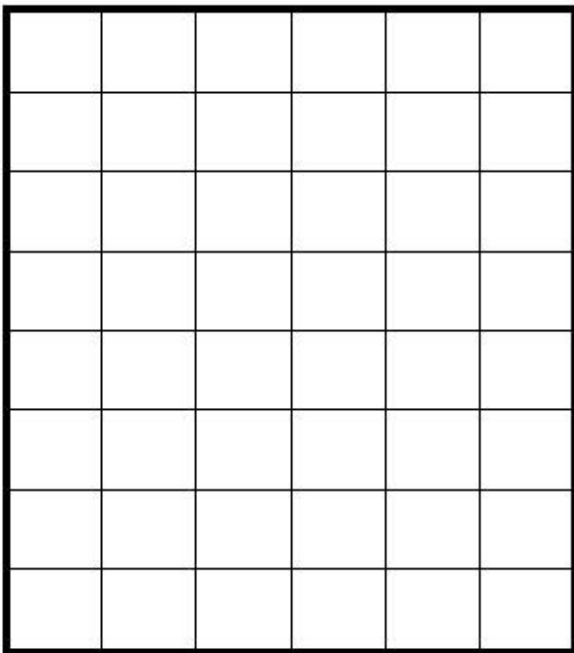
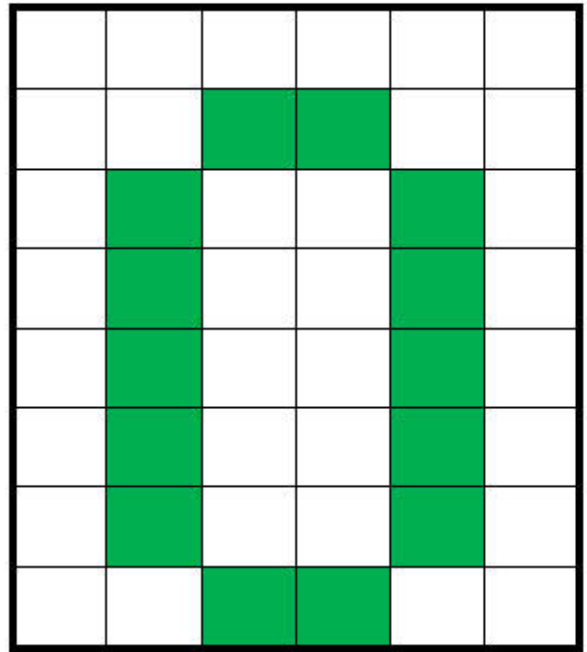
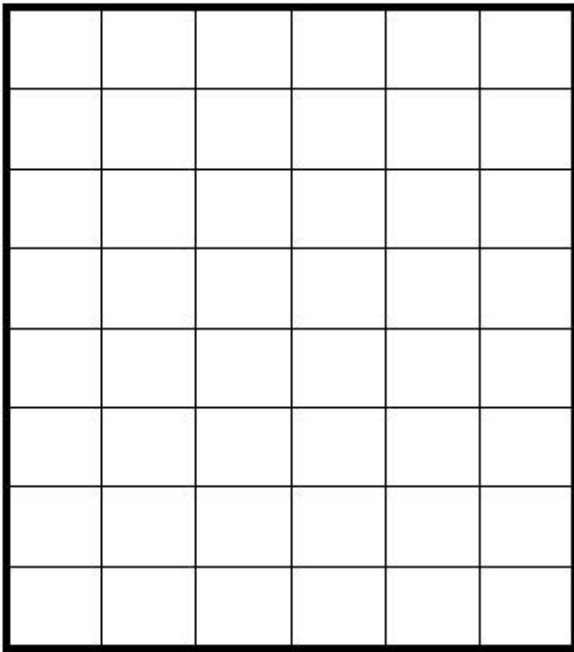
2↑ 1← 1↑ 1← 2↑ 1→ 1↓ 1→ 3↑ 1← 1↑ 1← 3↑ 1→

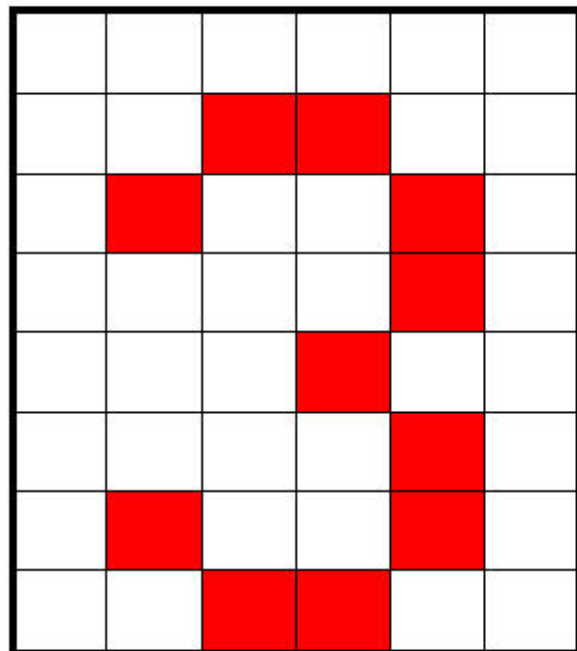
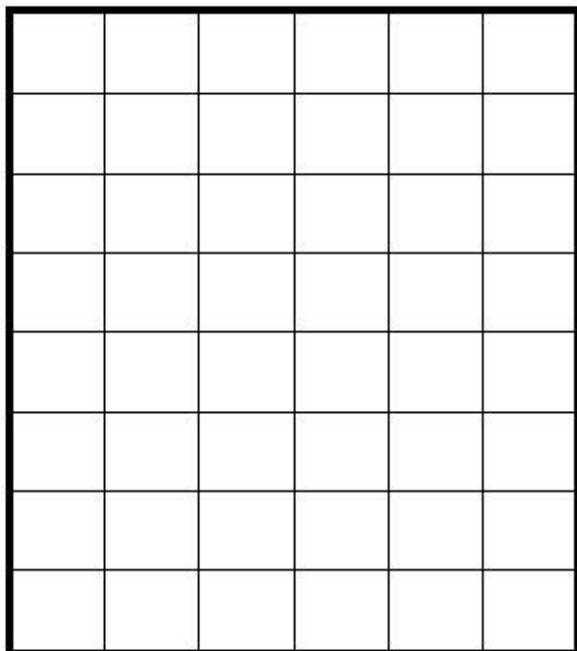
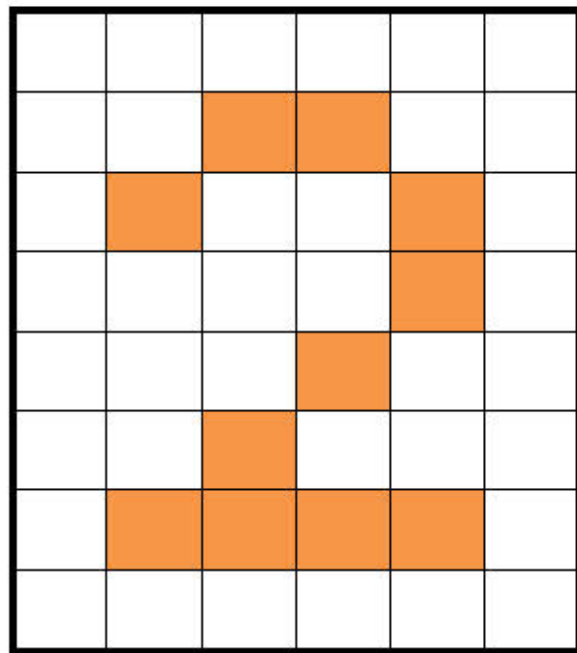
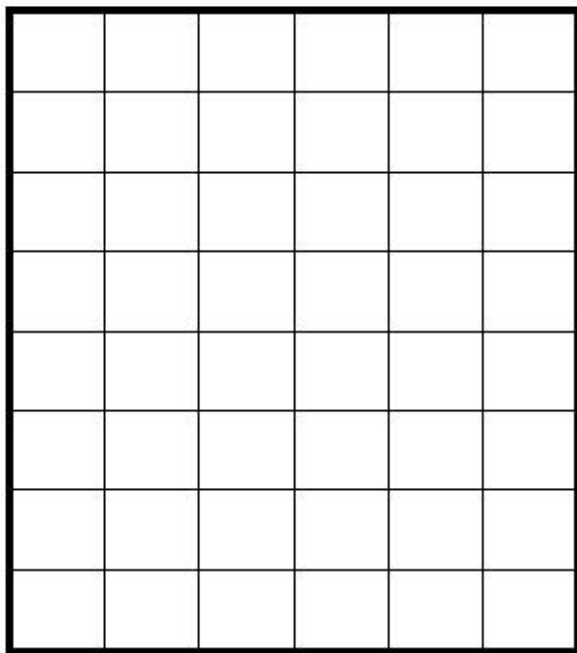
1↑ 3→ 1↓ 1→ 3↓ 1← 1↓ 1← 3↓ 1→

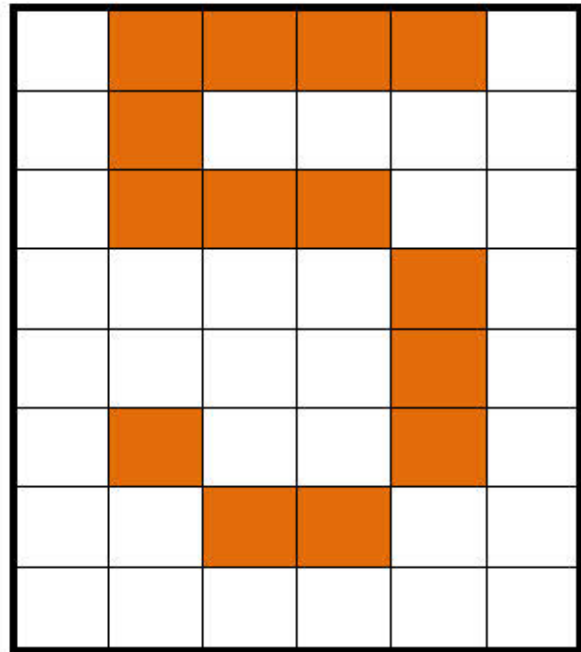
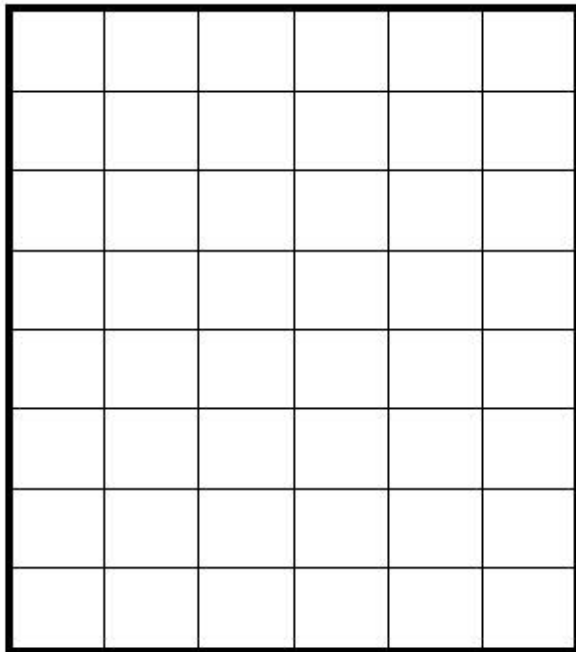
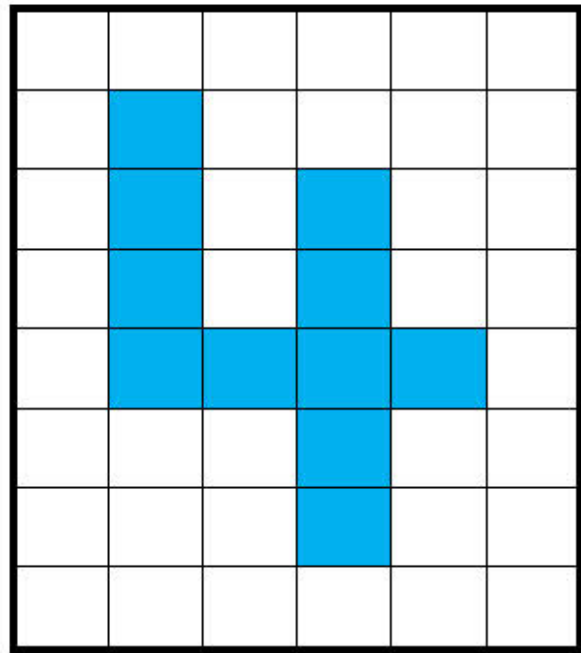
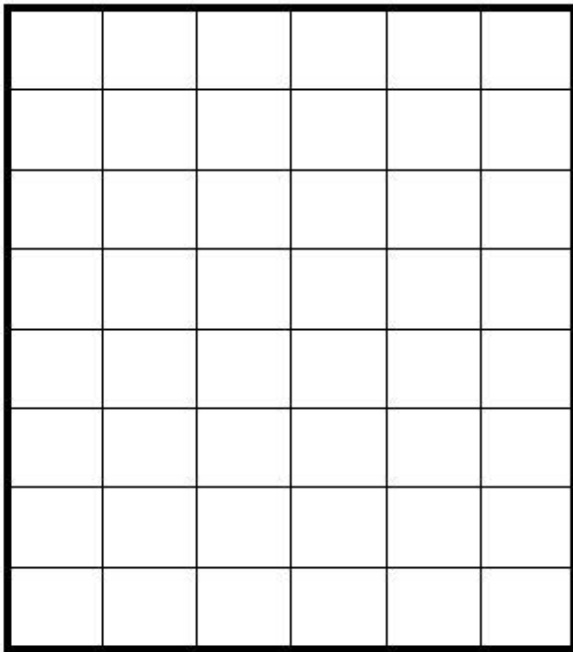
1↑ 1→ 2↓ 1← 1↓ 1← 2↓ 1←

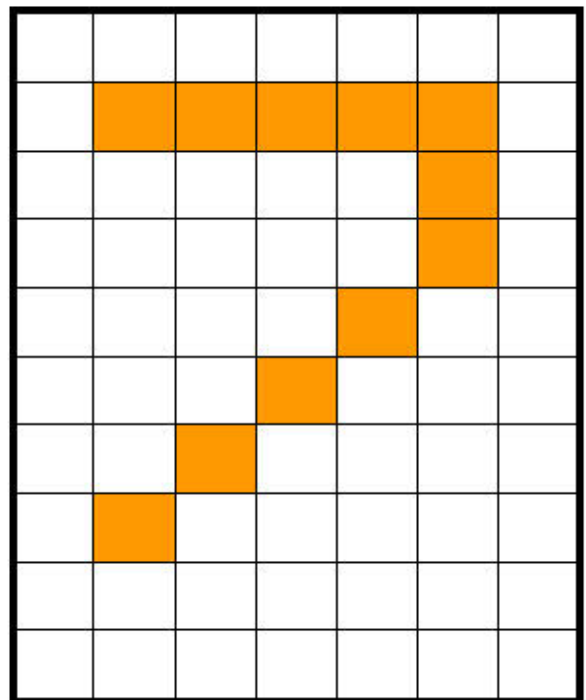
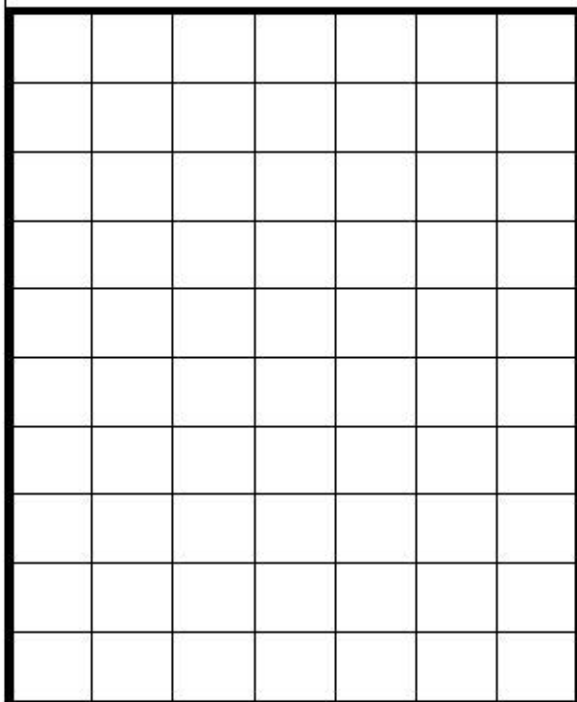
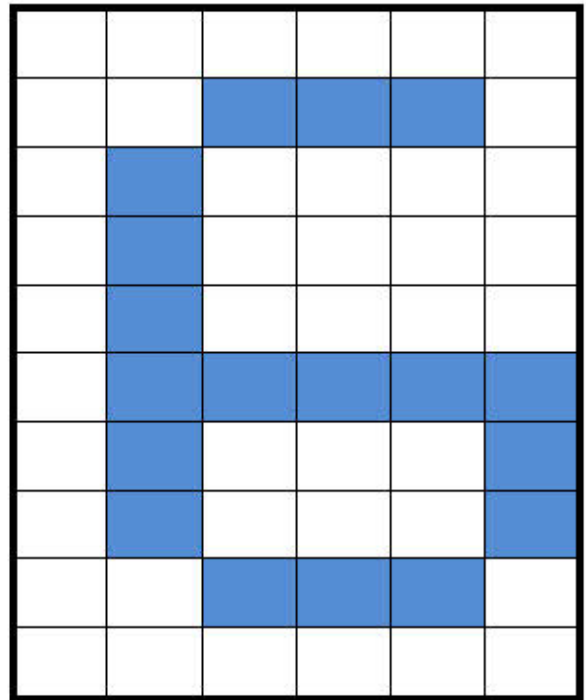
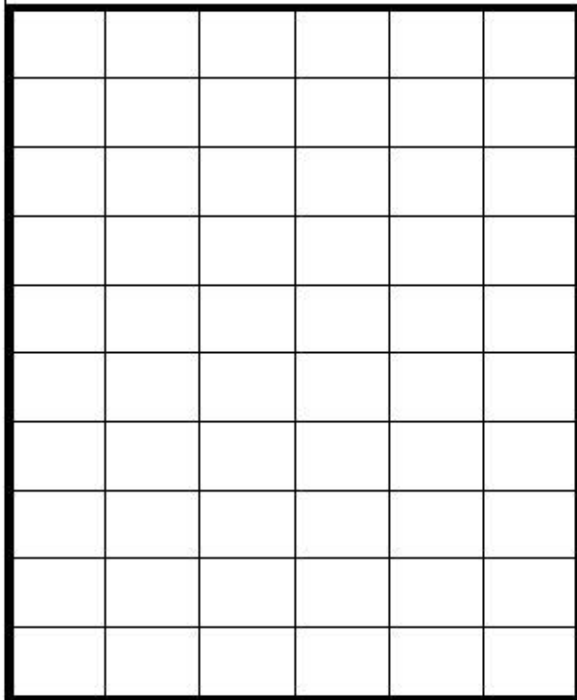


# هيا لون المربعات حسب النموذج

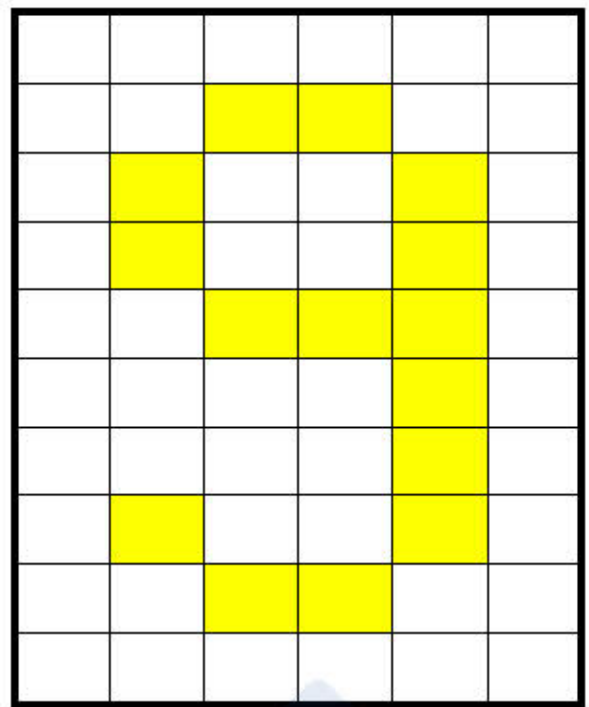
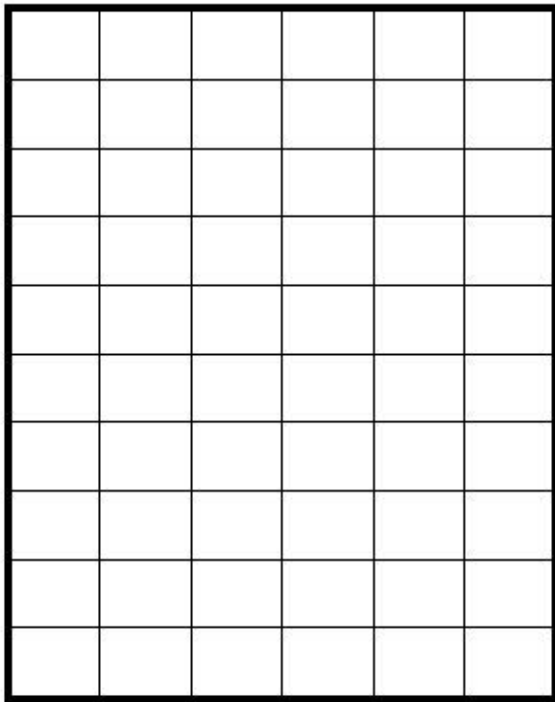
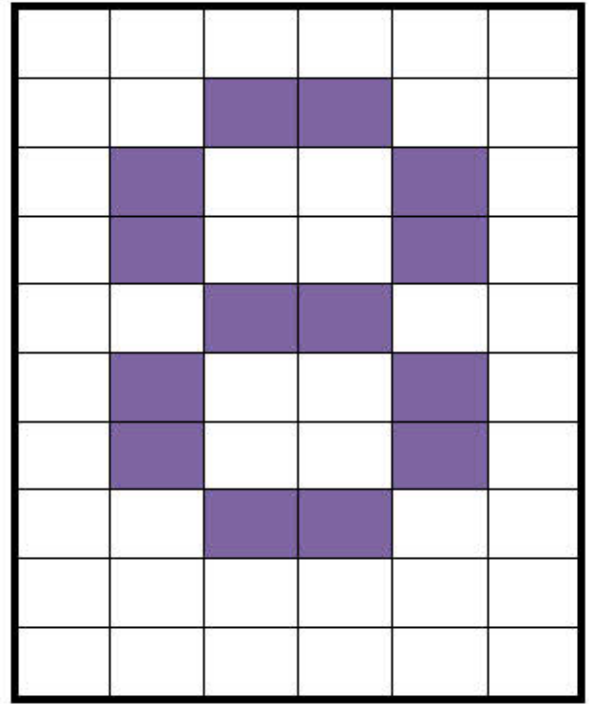
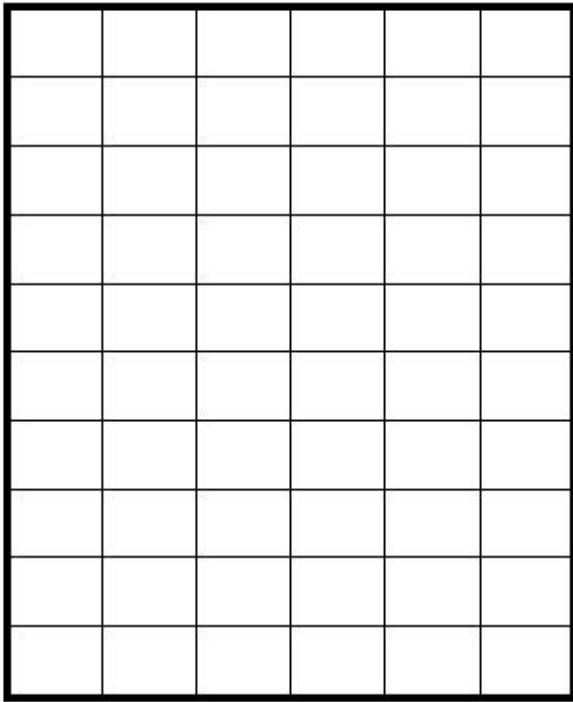








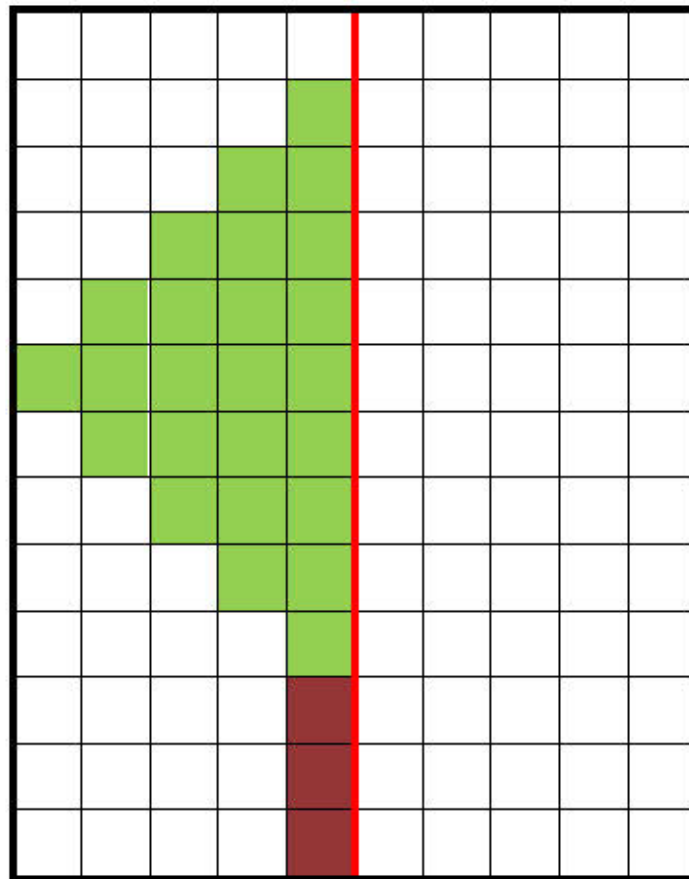
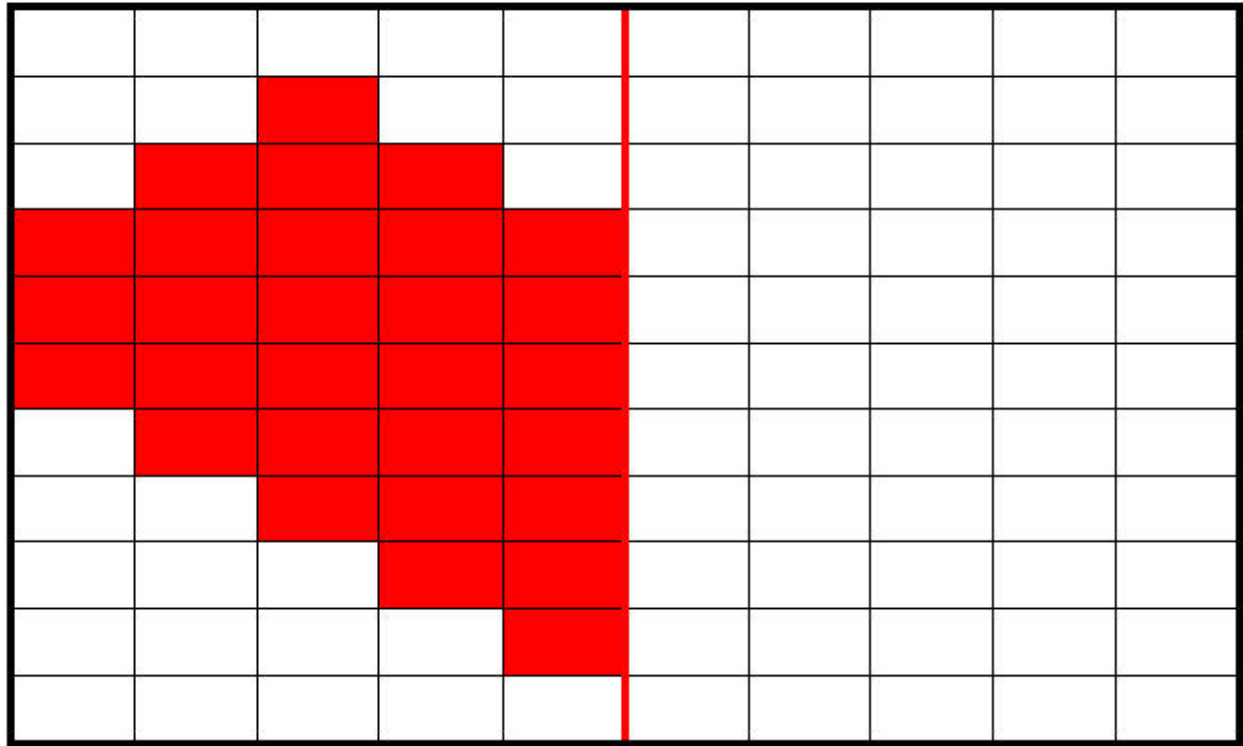




الموقع التربوي نجحني

تحت إشراف وزارة التربية والتعليم





هيا يا بطل ضع الرقم المناسب.





5



1



3



6



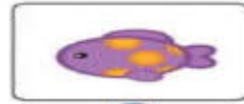





اربط بين الأرنب و ظله



اربط بين كل سمكة واتجاهها








# رنگز پیدا واحسب






 = 1

 = 5

 = 2

 = 3

 +  +  +  +  =

 +  +  +  +  =

 +  +  +  +  =






 = 4

 = 1

 = 2

 = 3

 +  +  +  +  =

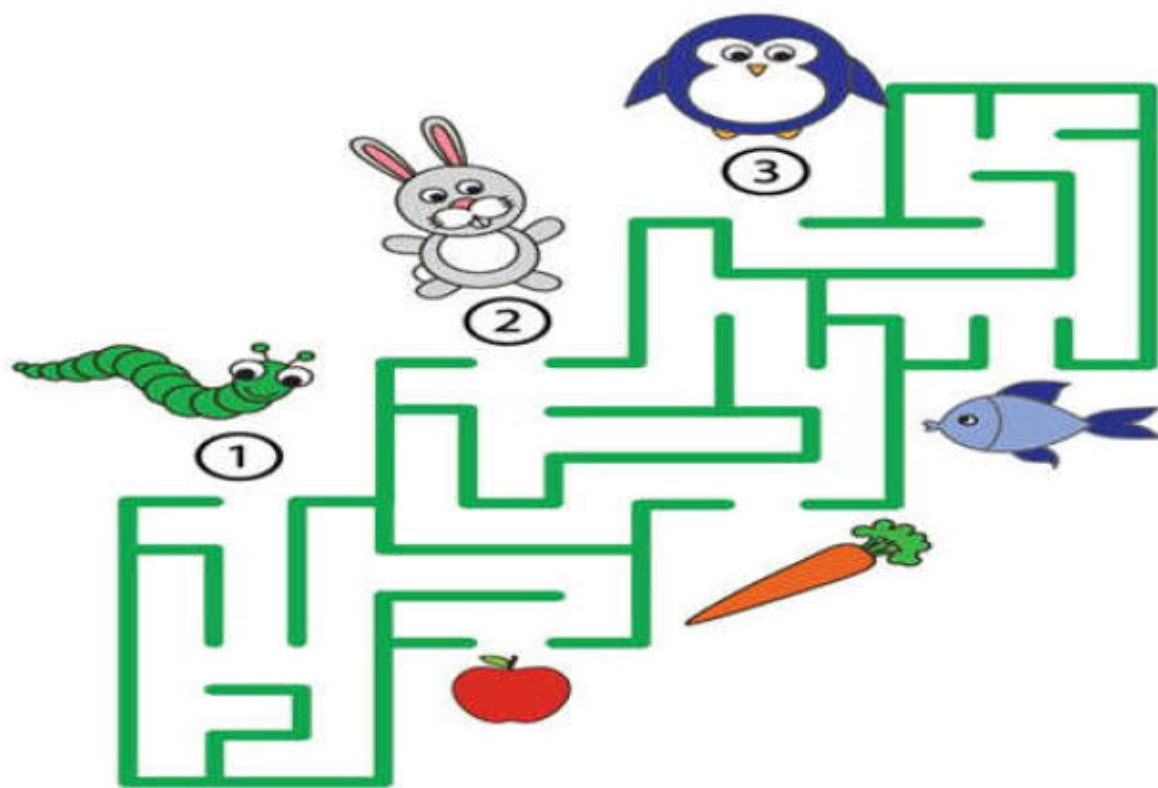
 +  +  +  +  =

 +  +  +  +  =



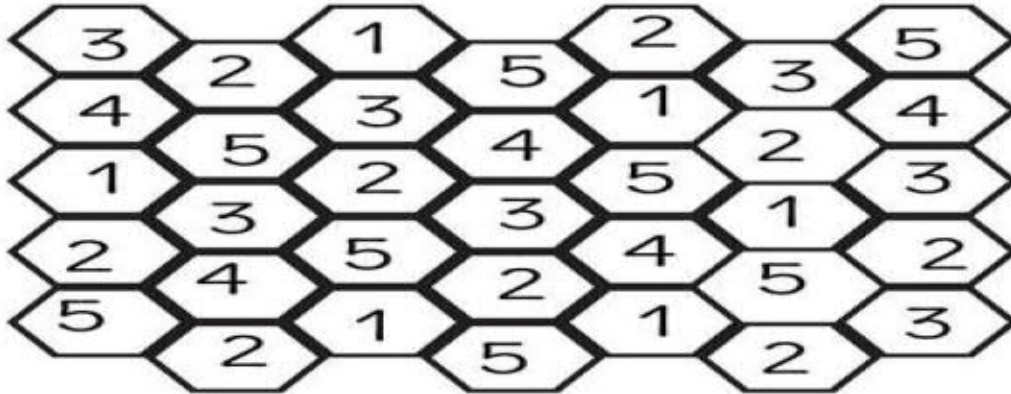
# الفتاة








# ركز، لون، واستمتع

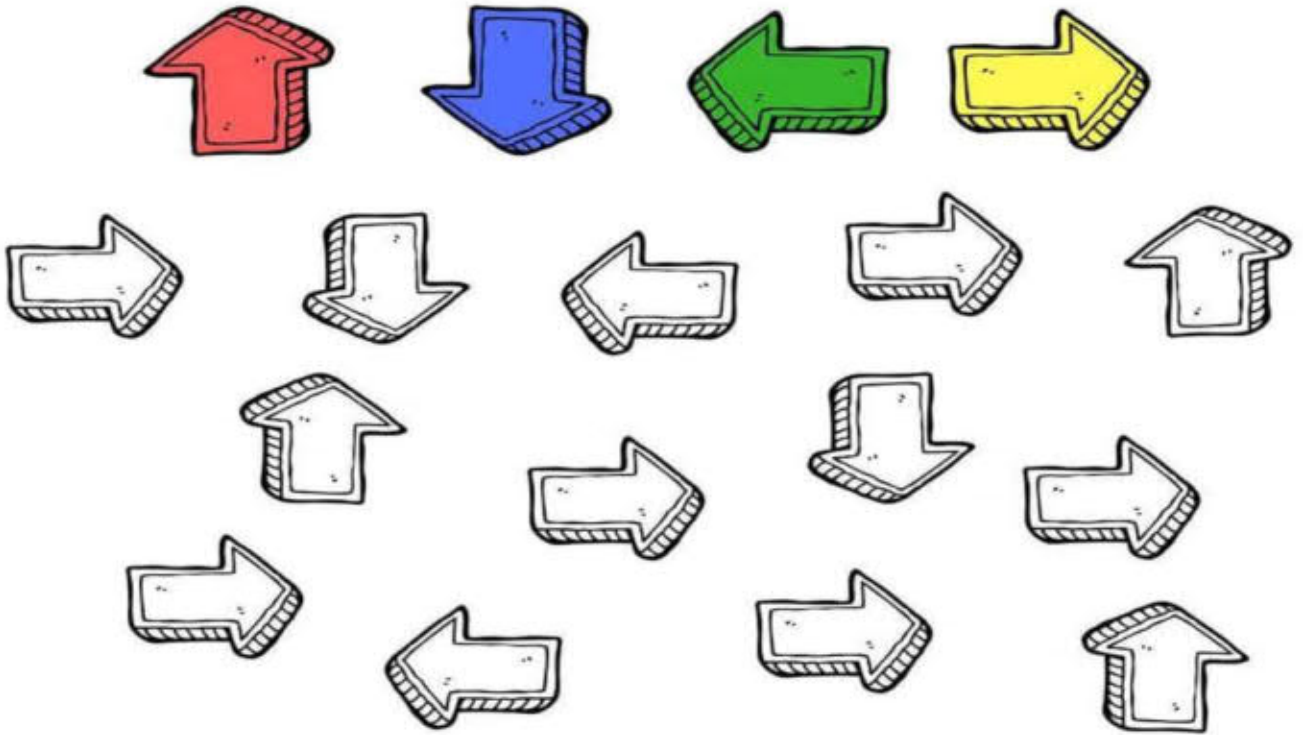


# ألون العنصر المختلف في كل مجموعة .

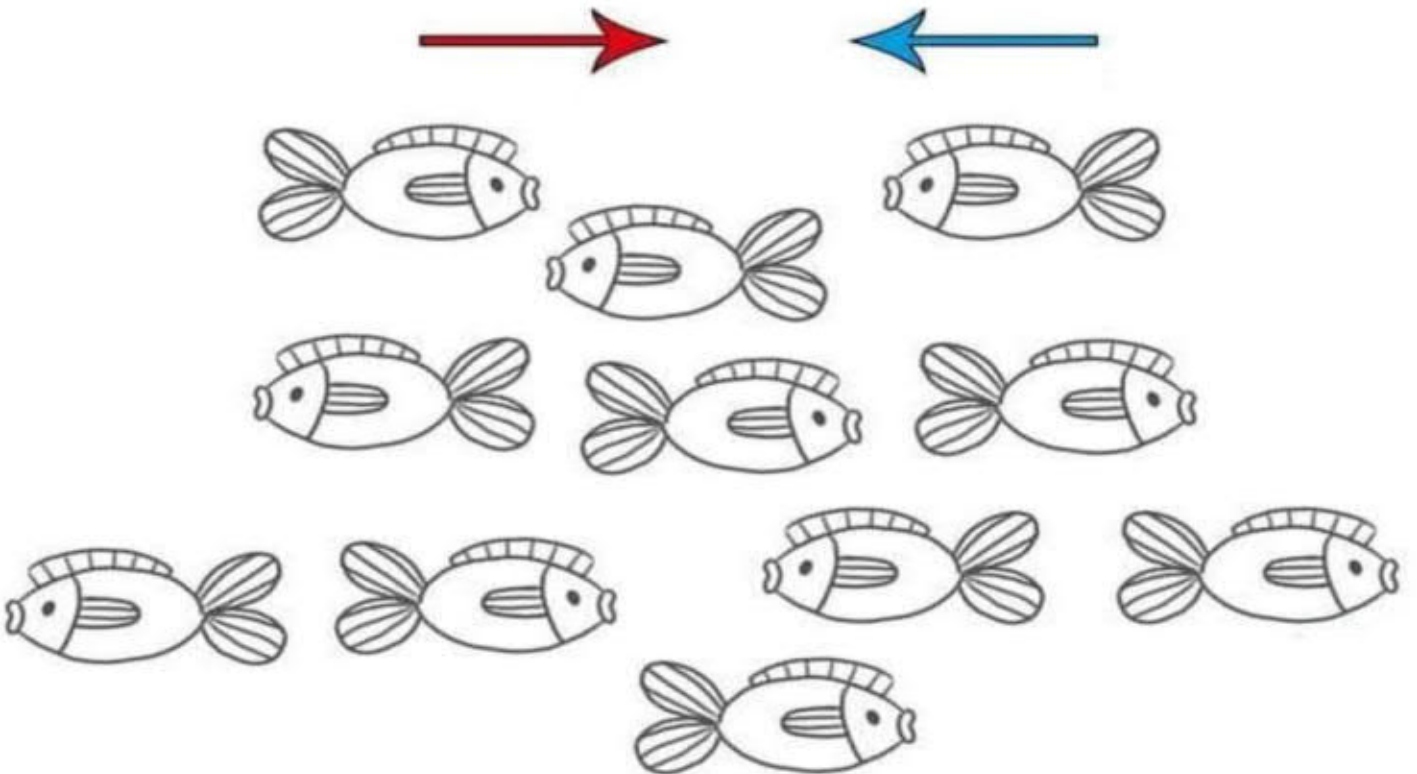









لون الاتجاهات حسب المثال .







ألون السمكات بحسب لون السهم واتجاهه.




ألون حسب المثال.



أوائل التلوين حسب التسلسل الموجود.







الموقع التربوي نجحني

تحت إشراف وزارة التربية والتعليم

[www.najahni.tn](http://www.najahni.tn)

نجحني